



VISION with ATTITUDE

VOLUME 11 ISSUE 1 FREE PUBLICATION 2015

IN THIS ISSUE:

Pages 2-3 CONTACT LENSES

- Rose K2 XL
- Biofinity Multifocal

Pages 4-5 OPHTHALMOLOGY

- Intact Rings KSA Experience
- Setting the Bar High!
- MI Ellex Ultrasound Courses

Page 6 CRITICAL CARE

- SERVVO-air from Maquet

Page 7 DENTAL CARE

- KaVo and Xive
- MI Fotona Meeting

Page 8 AESTHETICS

- Choose Fotona
- Introducing Symgma! at Dubai Demsa 2015

Page 9 PRODUCT IN FOCUS

- Introducing Duette

Page 10 COUNTRY IN FOCUS

- Medicals International Jordan

Page 11 MI NEWS

- MI SciCan Award
- MI STAAAR Award
- Schwind Amatis 1050RS at I-CARE
- MI EARC Tournament

Page 12 MI IN MOTION

- New MI Offices
- Rolf Schwind at Al Hokima
- MI Lebanon Recycling Initiative

●●● A WORD FROM THE FOUNDER



Dear valuable readers, partners & friends,

Medicals International, as you will read in the many lines of this newsletter, is making true solid ground and on multiple levels. Today, and in the opening of this newsletter, we are announcing partnerships with leading brands such as Abbott, KaVo (Danaher Group) and many other top specialty players. As well, soon you will read about new frontiers we are about to cross to open additional offices and set up new operations. These incredible moves are all fueled by your very commitment to working with us and embracing our methodology of work; sharing our enthusiasm and so generously giving us more business.

Today, more than ever before, we understand very much what you, our valuable partners on the suppliers' bench or receiving end require: A commitment for growth, solid market penetration, high level of professional representation and serious after-clinical and service commitment. All of this is truly in our practice and mind for improvement as we approach this serious phase of growth and expansion.

As you open a new account with Medicals International anywhere or you start a new transaction with us, please keep on the same demanding level of expertise and challenge our team further to become higher professionals for you. We are ready to invest and move forward to ensure your full satisfaction with the products or services you buy from us. We will always challenge any difficult situation or failure we encounter by committing further to perfection in the commercial and clinical exercise we offer at Medicals International.

We remain, ready for tomorrow more than ever before!

Your colleague, partner, & friend
Walid G. Barake
President & Founder

●●● MI teams up with 5 new suppliers!



With 16 fully operating offices now in the Middle East, North Africa and Cyprus, Medicals International has partnered up with 5 leading suppliers in the fields of vision care, ophthalmology, dentistry, and dermatology to better serve its market.

Among the newcomers: **Abbott Medical Optics** come line of lens solutions and lubricating eye drops; **KaVo** line of dental chairs, handpieces, and devices; **Lenstec** FDA-approved intraocular lenses; **Medixsysteme** dermatological devices; and **Xive** dental implants.



facebook.com/medicalsintl



Medicals
International

www.medicalsintl.com



Clinical Performance Of A Semi Scleral Contact Lens Design In Irregular Cornea

Rose K2 XL

Author: Prof. Waleed Abou Samra, MD, PhD
Consultant of Cornea and Refractive Surgery
Ophthalmic Center, Mansoura University, Mansoura, Egypt



Prof. Waleed Abou Samra, MD, PhD

Objectives: To evaluate the visual rehabilitation obtained with a semi-scleral contact lens, namely Rose K2 XL in management of irregular cornea.

Methods: This retrospective study included 36 eyes of 22 subjects with irregular cornea fitted with Rose K2 XL. A diagnostic trial set was used in the fitting process. Once the trial lens was considered optimal, a final lens was ordered from the manufacturer with the necessary changes in power, edge lift and diameter. Demographic data, etiology prior to lens fitting, number of trial lenses, fitting parameters were recorded. Patient refraction, visual outcomes, contrast sensitivity and glare levels, duration of lens use, comfort grades and causes of lens discontinuation were analyzed.

Results: The most common indication for lenses fitting was keratoconus in patients who had to stop wearing other types of corneal lenses. Other indications included pellucid marginal degeneration (PMD), post-LASIK ectasia, corneal irregularity following penetrating keratoplasty or corneal scar resulted from trauma or healed ulcer. Mean follow-up was 11 ± 2 months. An average of 1.6 ordered lenses (range: 1-3) were necessary to achieve the optimal fit. Average logMAR visual acuity improved significantly from 0.91 without correction to 0.08 after lens wear ($p < 0.001$). Similarly, contrast sensitivity and glare tests were significantly improved with Rose K2 XL lenses. Mean wearing time of Rose K2 XL was 14.3 hours per day (range: 6-16). Statistical analysis of the subjective responses indicated a strong acceptance of the lens by most of the patients. 4 patients (6 eyes) failed to continue wearing of the lenses due to discomfort (2 patients), handling problems (1 patient) and unsatisfactory visual acuity (1 patient).

Conclusion: Rose K2 XL lenses are mini-scleral gas-permeable contact lenses that provide a good option for patients with irregular cornea. They provide optimal visual function with high comfort and patient satisfaction especially when conventional contact lenses have failed and where surgery is undesirable or contraindicated.

About the Lens

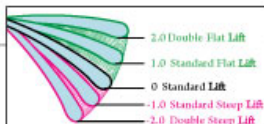
- BC range: 5.80 to 8.40 mm.
- Diameter range: 13.60 to 15.60 mm
Standard diameter 14.60 mm.
- Power range: +30.00 to -30.00 D.
- Edge lifts: 9 options

5 standard lifts will optimally fit 90% of cases.
Other options are available on request.

- Material: Menicon Z, Lagado Tyro97, Boston XO

Fitting set

- 16 lenses
- BC: from 6.00 to 8.00 mm.
- Standard diameter: 14.60 mm.
- Edge lift: Standard Lift (0).



●● Everything around you, at a glance...

Biofinity Multifocal

The old myth:

For many years, presbyopia has been a dilemma for clinicians and researchers alike. Defining what constitutes presbyopia and what its primary causes are has been a struggle for both the vision and scientific communities. Nevertheless, presbyopia is not considered a disease but a natural part of the aging process. So, finding a solution was considered useless by a few because it is said that what is deemed normal can't be cured or treated.



Mira Mrad
Sr. Territory
Manager

Changing the old truth:

Presbyopia occurs when the lens loses its flexibility, resulting in the loss of the eye's ability to change its shape to focus near objects. It affects all individuals from the age of 45 years and progresses with time, resulting in difficulty in accurately focusing on near objects. Signs of presbyopia may vary from the need to hold reading materials at arm's length to blurred vision and headaches.

Time to give your arms a rest!

Medicals International has proudly added the Biofinity Multifocal lenses by CooperVision to its wide array of options for contact lenses. Biofinity Multifocal is the result of a unique combination of two technologies, to make the impossible possible: The Aquaform® Comfort Science™ and the Balanced Progressive™ technologies.

The Aquaform® Comfort Science™ features :

- Longer siloxane chains binding to water molecules, providing lower modulus for comfort and a more flexible lens.
- A very high oxygen permeability for healthier eyes.
- A high water content providing comfort and resulting in a naturally wettable lens.

Unique Balanced Progressive™ Technology:

- An optimum vision at all distances: near, intermediate and far.
- An individualized fitting for each wearer and each eye.



Tried, Tested and Trusted:

Biofinity Multifocal lenses provide exceptional vision at all distances, as well as more comfort and breathability with a very easy fitting process. Medicals International is ready to provide free trials as a first pair with the needed help and assistance for an optimum fit.

Keep it CLEAR... Keep it REAL!

Product specifications

Biofinity multifocal

Sphere power	+6.00 D to -8.00 D
ADD power	+1.00, +1.50, +2.00, +2.50
Lens design	D lens, N lens
Material	comfilcon A
Water content	48%
Base curve	8.6 mm
Diameter	14.0 mm
Dk	128
Handling tint	Sofblue® visibility tint



●● Intacs experience in the KSA

Intacs rings are a management option for patients who have keratoconus and are no longer able to achieve satisfactory vision correction with contact lenses or spectacles. When Intacs are placed in the peripheral stroma at approximately 80% of corneal depth outside the central optic zone, the product reshapes the anterior corneal surface for clearer vision which makes the need for corneal transplant potentially deferred.



Mohamed Amer
Associate Sales
Manager

Intacs are the only FDA-approved rings in the market and are made of polymethyl-methacrylate (PMMA) which is the same polymer that has been used safely in IOLs for almost 50 years.

Intacs are designed to remain permanently within the cornea; however, they may be removed or replaced if needed.

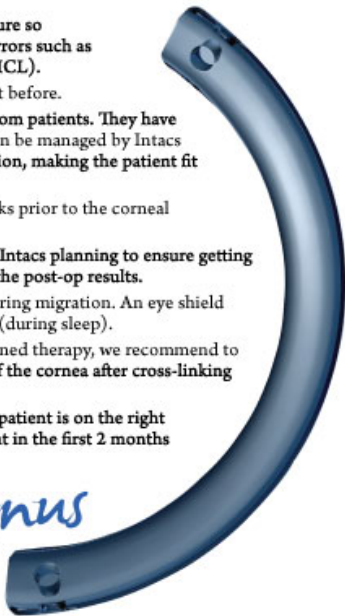
Features and benefits of Intacs include:

- Angled design to follow the corneal curvature and avoid any stress on the corneal tissue
- 9 months to reach the optimum results.
- Limitation of glares and haloes since Intacs are placed outside the optical zone (6mm optical zone).

We have had many success stories at hospitals in the KSA. Below are some tips from our experience to help reap maximum benefits offered by Intacs:

- **The aim of Intacs implantation is normalizing the corneal curvature so the patient can be fit for other options to correct his refractive errors such as soft contact lenses, spectacles or Implantable Collamer Lenses (ICL).**
- Intacs come as a last option before the corneal transplant and not before.
- **Patient counseling is important to avoid any over-expectations from patients. They have to know that keratoconus has no treatment until present but it can be managed by Intacs implantation to flatten the cornea and stop keratoconus progression, making the patient fit for other options.**
- Discontinuing the wearing of hard contact lenses is a must 2 weeks prior to the corneal topography to get accurate corneal images.
- **The company is always available to help the surgeons in accurate Intacs planning to ensure getting the most out of Intacs. Wrong placement of the rings will affect the post-op results.**
- Ask your patient to avoid rubbing his eyes for 2 months to avoid ring migration. An eye shield should be applied on the area that was operated on for 30 nights (during sleep).
- **If the surgeon intends to use cross-linking with Intacs as a combined therapy, we recommend to use cross-linking after the insertion of Intacs since the stiffness of the cornea after cross-linking doesn't allow Intacs to work as efficiently.**
- **Patient follow up after the surgery is important to make sure the patient is on the right track since there is a 10% possibility of rings requiring adjustment in the first 2 months post-op.**

Experts on Keratoconus



●●●Setting the bar high, our suppliers do it again!


Medicals International is delighted to announce its suppliers' successes in setting industry standards. Oertli received the CE marking for its OS4 and AcuFocus the FDA approval for the Kamra inlay!

The OS4 is a wide-ranging state-of-the-art operating system for retina, cataract and glaucoma surgeries. With high-definition dynamic direct control, a three-pump system, and superior fluidics with EasyPhaco® technology, the OS4 combines precision with versatility and autonomy.

The Kamra corneal inlay is a long-term solution for age-related near vision loss or presbyopia – a condition that will impact virtually everyone over the age of 50! The inlay sits comfortably in the cornea and works by better focusing the light entering the eye. The Kamra inlay frees the patient from the frustration of reading glasses and is barely noticeable in the eye, measuring just 3.8 mm in diameter!



Closeup of Kamra inlay



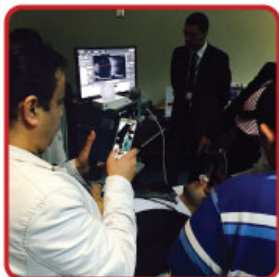
Oertli OS4



●●●Medicals International and Ellex host First Middle Eastern Ultrasound Courses

Medicals International, in partnership with Ellex, hosted two successful ultrasound training courses for new and potential Eye Cubed customers. The first took place on January 9, 2015 at the Crowne Plaza Hotel, Dubai. It was granted 4 CME credit hours and featured the industry's leading ultrasound experts including Randy Craven, MD (USA), and David Fahd, MD (Lebanon).

The second was hosted at the Kuwait Specialized Eye Center Dr. Khalid Al-Sabti in Kuwait on June 13, 2015 with Andrzej Dmitriew, MD (Poland) and again David Fahd, MD as guest speakers. More than 50 ophthalmologists from the MENA region attended each of the courses, which also included UBM and 10MHz Post B-Scan hands-on workshops.



Hands-on workshop on the Eye Cubed



Ellex Ultrasound course in Dubai, UAE



WHAT'S NEW IN

CRITICAL CARE

••SERVO-air: Liberating performance in mechanical ventilation

MAQUET started producing ventilators in 1971, when they started with the SERVO 900 to continue their line with SERVO 300. After that, they released the SERVO-I, SERVO-s, SERVO-U/n and now they have launched their newest ventilator called the SERVO-air to complement their portfolio, allowing them to expand to new segments.



Nathalie Antoun
Sr. Territory Manager
& Product Specialist

With a history of 40 years as innovative leaders, the SERVO family exceeds 140,000 units worldwide, which is the biggest record of ventilators used globally.

How can you liberate the performance of your clinicians during mechanical ventilation?

The answer is The SERVO-air, a wall gas-independent ventilator that makes learning, using and owning quality ventilation even more accessible throughout hospitals. From the ICU to intermediate care, for invasive and non-invasive ventilation, the SERVO-air provides liberating performance for the entire staff.



SERVO-air from Maquet

The SERVO-air: Liberating performance

- Intuitive use by making the user confident from pre-use check throughout the entire treatment
- Uninterrupted ventilation thanks to high-mobility wall gas-independent design
- Turbine-driven ventilation with fast response times and high flow as well as high-pressure capacity
- Cost-effective ownership due to its reliable performance, low maintenance, reduced training needs and reduced need for different ventilator



"There is nothing I couldn't master in a few days, or rather in just one day, even on a busy day!"



•••The best requires providing excellence

New upscale products



The KaVo ESTETICA E70 treatment unit

Medicals international is glad to announce the expansion of its dental department after acquiring 2 big players in the dental market: KaVo and Xive implant system!



Rebecca Aoun
Sales Manager
Dental

Kavo is one of the leading dental manufacturers and is known for producing premium dental equipment. Performance, quality and innovation are traditions that have kept KaVo at the forefront of the dental industry for more than 100 years.

The development and launch of Xive in 2001 was based on a foundation of 25 years of experience in implant dentistry including pioneering work in the fields of immediate implant loading. Xive stands for progressive and innovative solutions, surgical versatility and almost unlimited prosthetic freedom.

MI hosts the first Fotona Lightwalker meeting

Medicals International had the pleasure of organising its first Fotona meeting on the 2nd of June 2015 at the Hilton Beirut Metropolitan Palace hotel in Lebanon.

The event gathered more than 25 dentists eager to learn more about laser dentistry.

It consisted of 2 lectures and a live demonstration.

We had the honor of hosting Dr. Karim Corbani who is an International member of AACD Endodontics and Cosmetic Dentistry and a senior lecturer in St. Joseph University, as well as Dr. Rita Feghaly who holds a Masters degree of Sciences in Laser Dentistry and is a Faculty member in the Department of Laser Surgery and Laser Therapy in the University of Genoa, Italy.

The event also hosted Prof. Toni Zeinoun, President of the Lebanese Society for laser in dentistry, who was the moderator of the sessions.

The attendees had the freedom to test and try the device after the lectures and live demonstration, with the assistance of Dr. Corbani and Dr. Feghaly. A seated dinner followed at the Venezia restaurant in the hotel.



Photos from the Fotona event

●● Choose Fotona... Choose Perfection

With over 50 years of experience in laser technology, Fotona is recognized as a leader in developing medical laser applications. Fotona's unique expertise and patented technological solutions have enabled them to design and manufacture the world's most advanced medical laser systems powered by Er:YAG, Nd:YAG and Q-Switched laser technologies.



Lama Labaki
Territory Manager

These "golden-standard" wavelengths are ideally suited for handling an exceptionally wide range of aesthetic and clinical procedures. Fotona was the first company to introduce the Er:YAG wavelength in gynaecology with adjustable cold-to-hot ablation modes to enable a greater degree of precision. In addition, Fotona introduced the market to the highest performance single-pulse Q-switched laser offering four wavelengths (NdYAG, KTP, 585 nm and 650 nm) in a single system to effectively treat multi-colored tattoos.

In their pursuit for perfection, Fotona established the Laser and Health Academy (LA&HA®) which serves as a platform for continuous education delivered through a variety of workshops and seminars by experienced lecturers.

At Medicals International, we had the opportunity to launch the Fotona Technology at the 10th annual congress of the Lebanese Dermatological Society held at the Phoenicia Hotel in Beirut from the 28th till the 30th of May, 2015.

During the last day, the dermatological society opened its door to the public in order to raise awareness on cosmetic dermatological practice in Lebanon. The public had the chance to visit the booths and be briefed on the different aesthetic services available in the market.



MI Booth at the LDS Congress

●● Introducing Sygmalift at Dubai Derma 2015



MI Booth at the Dubai Derma

Medicals International introduced the new generation of HIFU Sygmalift from Medixsysteme to the UAE Market at its booth at the Dubai Derma.



Petra Adem
Regional Product
Manager, Aesthetics

The PAINLESS and non-invasive Sygmalift, works on reducing the double chin and lifting the face. In addition, it comes with an Ultrasound hand-piece for body circumferential reduction.

SYGMALIFT emits one thousand beams per second and fractionates the beam to avoid pain. It sends HIFU in lines with no spacing between the dots, reaching different depths: 1.5mm/2mm/3mm/4.5mm/5mm. SYGMALIFT technology combines HIFU with Low Level Cold Laser (635 nm) for biostimulation and collagen re-growth.

Finally with Sygmalift, we can lift a face without surgery, with no pain and low cost!



●● Introducing Duette!

The current eyecare landscape is approaching a time when there is a contact lens available to correct every prescription. However, fitting certain patients continues to be a challenge and requires the use of many different lens types to achieve a successful fit especially in astigmatic patients.

Despite all of the quality options that are available with today's soft toric lenses, some astigmatic patients still experience blurred or inconsistent visual acuity.



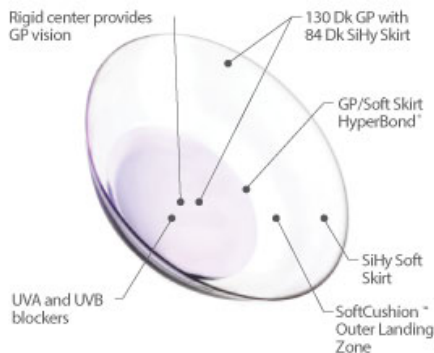
Hibbah Shami
Regional Product
Manager

A unique option for astigmatism!

Medicals international offers Duette as a new hybrid lens from SynergEyes, designed and marketed specifically for astigmatic patients. Duette has few features that make it distinct from the existing line of SynergEyes hybrids.

1. A silicone hydrogel skirt to ensure maximum breathability.
2. A GP center with a high Dk (130) compared to other hard and soft toric lenses.
3. A junction lift area that helps the lens vault the cornea for better tear circulation.

Duette
CONTACT LENSES



What are the benefits?

The Duette lens is one new option that can provide consistent GP-quality clarity with the comfort and handling of a soft lens for your astigmatic patients.

Duette combines the visual clarity of a hard lens regardless of lens rotation with benefits of initial comfort, lens centration and stability and post-lens debris control of a soft toric lens. The GP material and silicone hydrogel skirt are designed to resist flexure to fit on cornea with up to 6.00D of toricity. Duette's GP center is also surface treated with a low wetting angle to promote lens wettability and to help enhance comfort.

Duette is fit using a diagnostic fitting set that contains a total of 15 lenses including five base curves and 3 skirt radii making eye care practitioner's fitting experience very time-efficient and easy.

Duette is a simple, uniquely designed lens that unites the glory of vision quality a hard lens offers and the comfort sensation a soft lens provides in order to tackle the myriad of fitting challenges we face every day!



●● Medicals International Jordan

Jordan is positioned as a gateway to the Middle East and is emerging as one of the world's most desirable locations for investment in health. This includes medical and biomedical research, production, and medical equipment sales.

One of Jordan's primary assets in the medical services sector is its workforce, as the country boasts over 25,000 physicians - most of whom are board-certified in the United States, United Kingdom, or Germany - and a growing team of nurses that are experienced in state-of-the-art patient care.



Alaa Salameh
Sr. Internal Office
Manager, Jordan

The Government of Jordan actively promotes investment in the healthcare and wellness sector through the Jordan Investment Board, which is a focal point for highlighting Jordan's increasing medical service companies.

Jordan's focus on medical and spa tourism has positioned the country as one of the fastest growing markets in the region, with revenues from foreign patients increasing substantially every year. The country is also positioning itself for rapid growth in other medical service areas and its focus on its progressive economic environment as a sales platform for medical equipment and services. Jordan is achieving success because of the importance it has placed on the development of quality healthcare.



MI booth at the General Association of Optics



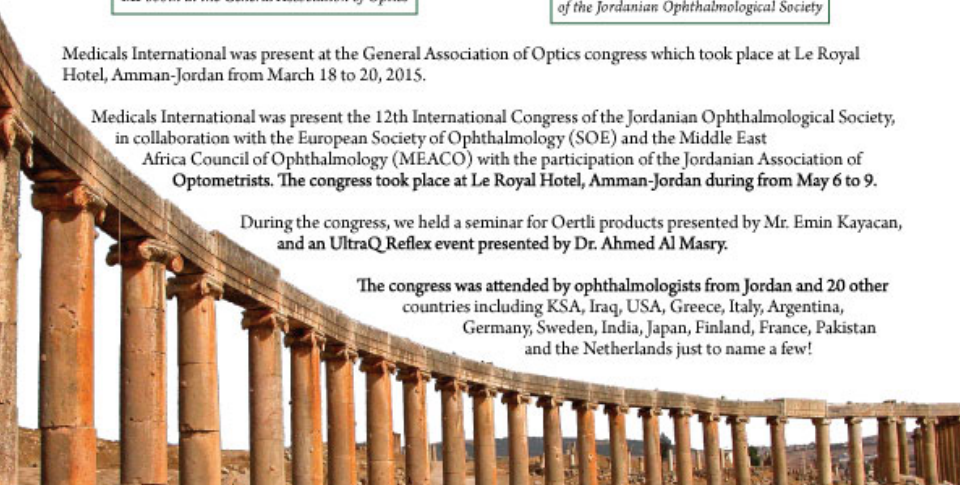
MI booth at the International Congress of the Jordanian Ophthalmological Society

Medicals International was present at the General Association of Optics congress which took place at Le Royal Hotel, Amman-Jordan from March 18 to 20, 2015.

Medicals International was present the 12th International Congress of the Jordanian Ophthalmological Society, in collaboration with the European Society of Ophthalmology (SOE) and the Middle East Africa Council of Ophthalmology (MEACO) with the participation of the Jordanian Association of Optometrists. The congress took place at Le Royal Hotel, Amman-Jordan during from May 6 to 9.


During the congress, we held a seminar for Oertli products presented by Mr. Emin Kayacan, and an UltraQ Reflex event presented by Dr. Ahmed Al Masry.

The congress was attended by ophthalmologists from Jordan and 20 other countries including KSA, Iraq, USA, Greece, Italy, Argentina, Germany, Sweden, India, Japan, Finland, France, Pakistan and the Netherlands just to name a few!





●●●MI receives SciCan Outstanding Service and Support Award



SciCan Award

Medicals International received the 2014 award for Outstanding Service and Support from SciCan at the Arab Health 2015.

SciCan is a full spectrum infection control solutions provider working together with industry professionals and regulators to provide the market with the most innovative and effective products available.

●●●Medicals International wins 2014 STAAR Growth award



STAAR Award

Medicals International was awarded the STAAR Top Spheric Visian ICL Growth award for 2014, landing the number one spot among the EMEA distributors in the sales of the STAAR key product with a growth of 159%!



●●●MI installs its first Schwind Amaris 1050RS!

The Medicals International service team installed its first ever Schwind Amaris 1050RS in the Middle East.

The proud new owners of the innovative laser were the I-Care Hospital in Alexandria, an elite medical center with more than 50 distinguished ophthalmologists.

The Schwind Amaris 1050RS is an evolutionary premium model excimer laser with 1050 Hz pulse rate, a 7D eye tracker including latency-free tracking in space and time, and SmartPulse Technology.



Schwind Amaris 1050RS

●●● Medicals International sponsors EABC Bowling Tournament!



EABC Tournament

Medicals International was a proud sponsor of the second open airline tournament of the Emirates Airlines Bowling Club (EABC) that took place in the Dubai International Bowling Center (Al Mamzar) back in April.

Bowlers coming from esteemed airline companies such as Emirates Airlines, Oman Airlines, Air Arabia, Dubai Duty Free and DHL played in three categories. Medicals International team congratulated all winners and thanked Emirates Airlines Bowling Club for the plate of appreciation.

●●●MI opens new Alexandria and Bahrain offices!

With growing business comes breaking new frontiers! Continuing onwards with its expansion plan, Medicals International has opened new offices in Alexandria and Bahrain. The new Alexandria office came in response to an increasing need to cater to more areas in Egypt where our Cairo office works round the clock. This new addition is located on the beautiful coast of what is the second largest city in Egypt, and is conveniently situated at walking distance from major eye hospitals including the Alexandria Specialized Hospital.

Medicals International also broadened its coverage with the opening of the new Bahrain office earlier this year. The office is located in the Seef District, a suburb of the capital Manama, fast developing into a business centre with many local and multinational companies up-and-coming in the area. The small but very active Bahrain office will serve as a launch pad to grow business in the budding island Kingdom.



MI Expansion

●●●Rolph Schwind visits Al Hokama Center in Riyadh



Mr. Schwind at the Hokama Center

Mr. Rolf Schwind, CEO of Schwind eye-tech-solutions, visiting Al Hokama Center in Riyadh, KSA during the SOS meeting back in March.

To the left is a photo of Mr. Rolf Schwind with Al Hokama Center owners - Dr. Othman Al Omar and Dr. Abdel Razzak Al Saleh - and MI President and Founder, Mr. Walid Barake with the installed Schwind Amaris 500E.

●●●Medicals International Lebanon goes green!

Environmental issues are more and more of a global concern today, and companies like households should adapt with their waste management. In light of this, Medicals International Lebanon office has been put on a recycling program for over a year now, joining the list of Lebanese companies taking the go-green initiative. Reuse, Reduce, and Recycle!



Lebanese Cedar Tree



Medicals International



MEDICALS INTERNATIONAL HEADQUARTERS:

Blata Area, Medicals International Bldg.
P.O.Box 272 Mansourieh. Tel: +961 4 530630

For more info, email us at: news@medicalsintl.com

Case: Post-LASIK ectasia

Patient: 54 year old female

Diagnosis: Post-LASIK ectasia

Introduction

Post-LASIK ectasia is a rare but serious complication after LASIK that can lead to increasing myopia, loss of uncorrected visual acuity, and changes to the patient's corneal topography. While rare, it can nonetheless be quite devastating to those in whom it manifests.

While there are many treatment strategies available to treat progressive kerectasia, including corneal, hybrid, soft and scleral contact lenses, the following case illustrates the utility of the ROSE K2 XL semi-scleral lens in treating these compromised corneas.

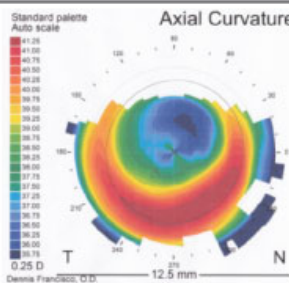
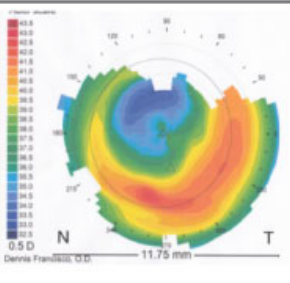
Case Report

JH is a highly myopic (-13.00 D) 54 year old female, a teacher who had LASIK surgery in 1999. Progressive kerectasia followed with increasing myopia. Attempts to fit JH with contact lenses, including scleral lenses, failed due to discomfort, poor vision, and difficulty removing lenses.

A retinal specialist diagnosed JH with trace posterior subcapsular cataract and mild epiretinal membrane in her right eye. A low vision specialist prescribed a 4X spectacle-mounted telescope for JH's right eye improving acuity to 20/40.

JH had to cease driving and teaching; she was restricted to attending activities that were within walking distance during the day and was unable to independently participate in and night activities.

Late in 2013, JH was examined and found to have small, fairly central ablation zones, no corneal scarring, trace PSC cataract OD and trace epiretinal membrane OD. JH had bilateral posterior vitreous separations, central vitreous haze OD, tilted optic discs and pavingstone degeneration OU.

EYE	OD	OS
Topography 		
Refraction	-4.751.50x050 20/70-	-5.00-0.50x070 20/80-
Ks	37.25x025/37.75x114 Mires 1+ distortion	36.00x090/35.37x085 Mires 1+ distortion
Pinhole Acuity	20/70+	20/50+
VID	12.4mm	12.4mm



Contact Lens Fitting

JH was fitted with a hybrid lens which improved acuity to 20/40+ and 20/50+. Comfortable wear with the right eye was not achieved due to bearing at the ablation zone margin. JH was happy to wear just the left lens for its vision improvement.

Hybrids were trial fit with the aim of vaulting over the ablation zones. Acuity was as expected, 20/50+ and 20/40, but now the left lens couldn't be made comfortable.

A third fitting was attempted with Rose K2 XL semi-scleral lenses in Menicon Z (Dk 163) material:

OD: 8.20 BC -11.00 14.6mm Diam. Standard lift

OS: 8.00 BC -13.75 14.6mm Diam. +1.5 lift

Visual acuity was excellent at 20/30- OU. The right lens showed trace bearing on the ablation zone margin with slightly excessive edge lift, good centration, and movement. The left lens had apical pooling, excessive edge lift and movement. Lenses were reordered as:

OD: 8.20 BC -10.50 14.6 mm Diam. -1.00 lift

OS: 8.20 BC -13.50 14.6 mm Diam. -1.00 lift

Visual acuity was 20/30- OU and wearing time was 8-9 hours with slight redness nasally OS, due to lens/pinguecula impingement.

The OS was remade with a 1mm notch at the 9 o'clock position and prism ballast to stabilize the lens position. The left lens was double-dotted at the 12 o'clock position to aid proper rotation on insertion. Comfort was improved and wearing time was increased to 12 hours as a result.

Discussion

Although V/A and fitting characteristics were very good with the initial ROSE K2 XL lens and comfort was an improvement over previous modalities, the key to success with this patient was the ability to configure edge lift independently of the central fit. Additionally, the ability to notch the lens in order to clear the pinguecula provided the patient with a solution that met her requirements for comfort, allowing for day-long wear.

Understanding the optional special design features available for the ROSE K2 XL design through consultation with the laboratory (Art Optical) was key to providing this patient an optimal and successful fit.

Conclusion

JH is delighted to return normal activities after 14 years of living with severely compromised vision. Her wearing time is generally 8 hours and has been pushed to 14 in a family emergency with little discomfort. JH is now able to drive during the day and at night and has recovered an important degree of independence.

Dennis Francisco, O.D.
Dearborn Heights, MI U.S.A.

The author has no financial interest in the products described in this case study.



David Thomas Contact Lenses Ltd. Gateledge Close, Round Spinney, Northampton NN3 8RJ
T +44 (0)1604 646 216 F +44 (0)1604 790 366 E enquiries@davidthomas.com W davidthomas.com

